



THE CLEAR FAVORITE • 15" CLEAR ICE MACHINE



Stainless



Overlay Panel

WITH UNRIVALED PERFORMANCE AND INDUSTRY-LEADING
EFFICIENCY, IT'S NO MYSTERY WHY THE TRUE CLEAR ICE
MACHINE STANDS ALONE. PERFECT BOTH INDOORS AND OUT,
IT DELIVERS FLAWLESS, CRYSTAL-CLEAR CUBES THAT
SHINE IN EVERY MOMENT.



THE PERFECT COMPLEMENT

The journey of each ice cube starts long before it hits your glass. Formed from a stream of impeccably filtered water, it takes shape with absolute clarity — untainted, untouched, and uncompromisingly pure. More than ice, it is a statement of refinement, the perfect complement for unparalleled enjoyment.



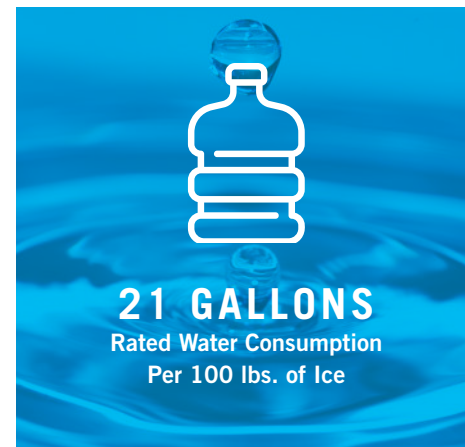
ENTERTAINMENT MADE LIMITLESS

An ice machine should always adapt to its owner's needs. That's why the True Clear Ice Machine features an adjustable bin level with a 28-lb capacity, ensuring the perfect amount of ice is always within reach. Plus, it can produce an incredible 85lbs of ice each day — providing a steady supply of gourmet, slow-melting cubes.



PRODUCE MORE, CONSUME LESS

Some decisions in life don't need to be complicated — like choosing an ice machine that produces more ice per day than any other, while also consuming significantly less energy and water.





THE LOOK OF LUXURY

With a sleek, sophisticated design, the 15" Clear Ice Machine effortlessly complements any space. From modern home kitchens to high-end outdoor settings, it blends style with performance for the ultimate ice addition.



SHAPED FOR OUTDOOR LIVING

Clear skies. Clear schedules. Make the most of your outdoor space with an ice machine designed to provide flawless ice wherever you entertain. From sunlit brunches to twilight cocktails, it delivers crystal-clear ice without ever pulling you back inside. Built to handle the elements and complement your space, it's the quiet luxury that completes your outdoor kitchen.



FEATURING



PANEL-READY OPTIONS

Seamlessly mask the True Ice machine into your environment with units designed to accept a cabinetry panel.

ARTICULATING HINGE

The articulating, soft-close hinge allows fully integrated, flexible installations with smooth motion and lasting precision.

EXCLUSIVE MAGNASCOOP®

The sleek magnetic scoop offers elegant storage and hygienic convenience, keeping hands out of the bin.



OPTIMIZED SYSTEM

Featuring an industry-exclusive built-in drain pump and a high-capacity water filter rated for up to 1,250 gallons, this system ensures reliable maintenance and consistently pure water.

INDUSTRY-LEADING WARRANTY

Indoors or outdoors, every True Ice machine is covered by a robust warranty* and supported by a team committed to ensuring long-term performance and peace of mind.

3-YEAR Full

6-YEAR Sealed System – Parts and Labor

*12-Year warranty available for other True undercounter units. Visit true-residential.com for more information.

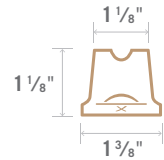


15" CLEAR ICE MACHINE

- Produces up to 85lbs of clear ice per day with a storage capacity of 28lbs.
- Patented TruLumina® LED lighting gently illuminates and allows you to choose from 14 different color options.
- True Precision Control® with steel touch technology and readout provides ice cycle status.
- Bin Level Control for entertaining flexibility (50%, 65%, 70%, 85%, 100%).
- All undercounter models UL rated for outdoor use.



View full spec sheet



MODEL	SIZE	HINGE	FINISH	EDITION
TUI	15	R / L	SS	D
TUI	15	R / L	OP	D

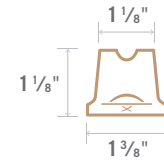
Exterior Dimensions – 14⁷/₈"W X 23⁷/₈"D X 34¹/₄"H
Opening Dimensions – 15"W X 24"D X 34¹/₂"H

LOW-PROFILE
15" CLEAR ICE MACHINE

- 32" height allows for installation under ADA-compliant countertop
- Produces up to 75lbs. of clear ice per day with a storage capacity of 28lbs.
- Bin Level Control for entertaining flexibility (50%, 65%, 70%, 85%, 100%).
- Field-reversible hinge allows for flexibility.
- Black powder coated steel exterior.



View full spec sheet



MODEL	SIZE	HINGE	EDITION	FINISH
TUIADA	15	R / L	A	S
TUIADA	15	R / L	A	O

Exterior Dimensions – 14⁷/₈"W X 23⁷/₈"D X 31⁷/₈"H
Opening Dimensions – 15"W X 24"D X 32"H



THE CLEAR FAVORITE

2001 East Terra Lane
O'Fallon, MO 63366-4434

(888) 616-8783
info@true-residential.com
true-residential.com
true-caliber.com