

36" REFRIGERATOR WITH BOTTOM FREEZER & STAINLESS SOLID DOOR

TR-36RBF-R/L-SS-A

TR-36RBF-R-SS-A (Right hinged)

TR-36RBF-L-SS-A (Left hinged)

FEATURES

- Environmentally friendly, R600a hydrocarbon refrigerant that improves performance and efficiency while ensuring quiet operation.
- Industry exclusive, 300-series stainless steel interior and exterior.
- All stainless steel, beautifully crafted proud hinges pass True's rigorous one million door opening test.
- Ramp-up, showcase interior LED lighting provides amazing illumination throughout.
- Balanced refrigeration system with cascade airflow that enables even temperature throughout to keep food fresh.
- Built-in Ice Maker produces up to 3lbs./day of prism shaped ice with 5 lbs. storage capacity.
- Dual evaporator and dual compressor enable dedicated cooling systems for each zone.

ORGANIZATION

Refrigerator

- 4 adjustable/removable stainless steel encapsulated glass half-shelves.
- 2 adjustable/removable door bins that allow for additional storage/organization.
- 1 adjustable/ removable stainless steel encapsulated glass full-width shelf.
- 1 fixed stainless steel encapsulated full-width glass shelf.
- 1 full-extension/full-width drawer with 2 removable dividers.
- 2 half-width, deep drawers with 2 removable dividers, ideal for produce storage.

Freezer


- 2 tiered drawers with nested pull-out drawer and top shelf.
- Built-in Ice Maker.

BUILD YOUR TRUE

Customize your True with a variety of finish and hardware options at true-residential.com/custom.

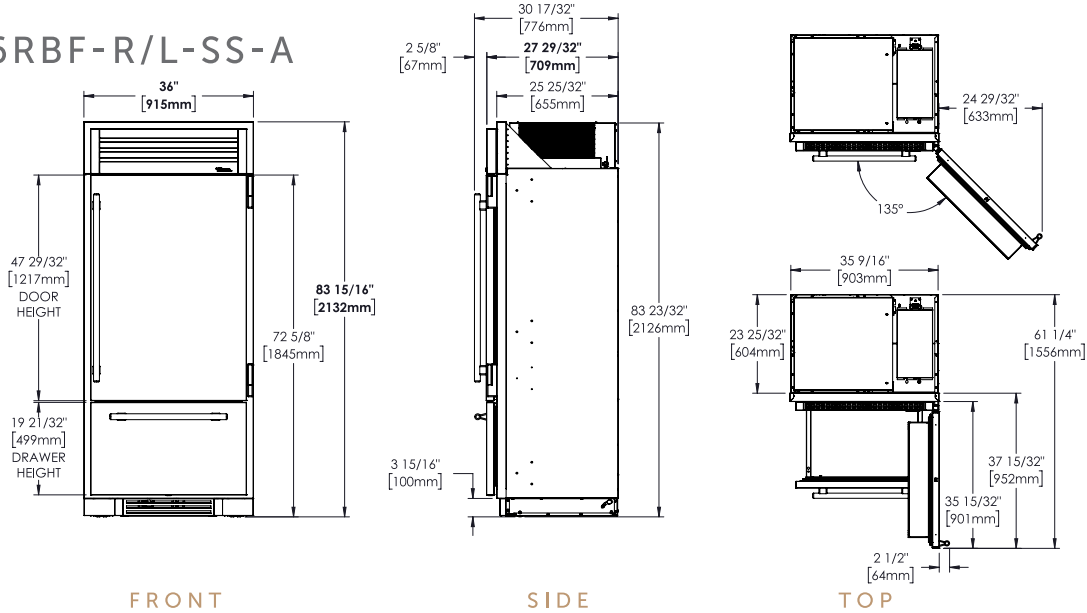


SPECIFICATIONS

Dimensions (w x h x d)	36" x 84" x 24"
Cutout Dimensions (w x h x d)	
Flush Opening	36¼" x 84¼" x 26"
Standard Opening	35¾" x 84" x 24"
Total Capacity (cu. ft.)	22.1
Capacity (cu. ft.) – Refrigerator	17
Capacity (cu. ft.) – Freezer	5.1
Temperature. Range – Refrigerator	33°F – 42 °F
Temperature. Range – Freezer	-4°F – 4°F
Water Supply	¼" O.D. braided stainless steel or PEX tubing (¼" O.D. lines and fittings not included). Note: Copper line is not recommended.
Flow Rate (gpm/lpm)	0.5 / 1.89
Operating Pressure psi (kPa)	30 (207) – 100 (689)
Incoming Water Temperature	33 – 100°F (0.6 – 38°C)
Weight (lbs.)	720
Voltage	115/60/1  115/60/1 NEMA-5-15R
Amps	1.8
Annual Energy Consumption (kwh)	568
Refrigerant Type	r600a
Power Cord Length (ft.)	9
Energy Star Rated	Yes

36" REFRIGERATOR WITH BOTTOM FREEZER & STAINLESS SOLID DOOR

TR-36RBF-R/L-SS-A



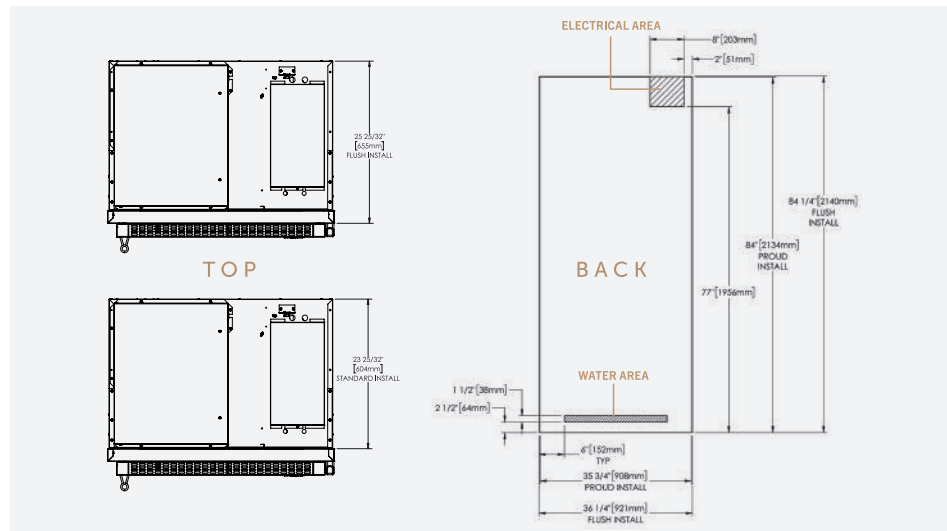
OPENING DIMENSIONS

FLUSH OPENING

WIDTH	HEIGHT	DEPTH
36 1/4"	84 1/4"	26"

STANDARD OPENING

WIDTH	HEIGHT	DEPTH
35 3/4"	84"	24"



MODEL OPTIONS

MODEL	FINISH
TR-36RBF-R-SS-A	Stainless solid door right-hinged
TR-36RBF-L-SS-A	Stainless solid door left-hinged

ACCESSORIES (OPTIONAL)

- Joining kit
- Side panel(s)
- 90° door stop
- Full size anti-condensation pad

NOTE

If joining with or installing next to another True Column or Side-by-Side, the True Column or Side-by-Side must be special ordered in order for the handles to align. Consult install guide for questions.

WARRANTY

- 3 year full (parts & labor)
- 6 year sealed system (parts & labor)
- 7-12 year (parts only – sealed system on registered products)