

24" OVERLAY READY GLASS DOOR BEVERAGE CENTER

TBC-24-R/L-OG-C

TBC-24-R-OG-C (Right hinged)

TBC-24-L-OG-C (Left hinged)

FEATURES

- Environmentally friendly, R600a hydrocarbon refrigerant that improves performance and efficiency while ensuring quiet operation.
- Industry exclusive, 300-series stainless steel interior.*
- Zero-clearance hinging allows for integrated installation.
- Patented TruLumina® LED lighting gently illuminates your product and allows you to choose from 14 different color options with the push of a button.
- Low-E, double pane, UV tinted glass.
- True Precision Control® with steel touch technology and readout provides digital accuracy.
- Balanced, forced-air refrigeration system enables rapid product pull down and even temperature throughout.
- 2 adjustable/removable stainless steel encapsulated glass shelves and 2 wine shelves will accommodate 13 bottles.
- TrueFlex® shelving system allows convertibility to a refrigerator or a wine cabinet.
- NSF/ANSI Standard 7 compliant for packaged food product.
- Sabbath mode compliant.
- All undercounter models UL rated for outdoor use.
- Complies with NSF/ANSI Standard 7 for packaged food product.


ORGANIZATION

- 2 adjustable/removable stainless steel encapsulated glass shelves.
- 1 glide-out wine rack – 8 bottles.
- 1 floor wine cradle – 5 bottles.

BUILD YOUR TRUE

Customize your True with a variety of finish and hardware options at true-residential.com.

CUSTOMIZATION




SPECIFICATIONS

Dimensions* (w x h x d) 23 7/8" x 34 1/4" x 23 7/8"

Cutout Dimensions (w x h x d) 24" x 34 1/2" x 24"

Standard Overlay Panel (w x h x d) 23 5/8" x 30 1/8" x 3/4"

Panel provided by others. Other installation options available. Consult install guide for details.

Capacity (cu. ft.) 5.6  x147  x13

Temperature Range 33°F – 47°F

Weight (lbs.) 190

Voltage 115/60/1  115/60/1 NEMA-5-15R

Amps 1.9

Annual Energy Consumption (kwh) 279

Power Cord Length (ft.) 8

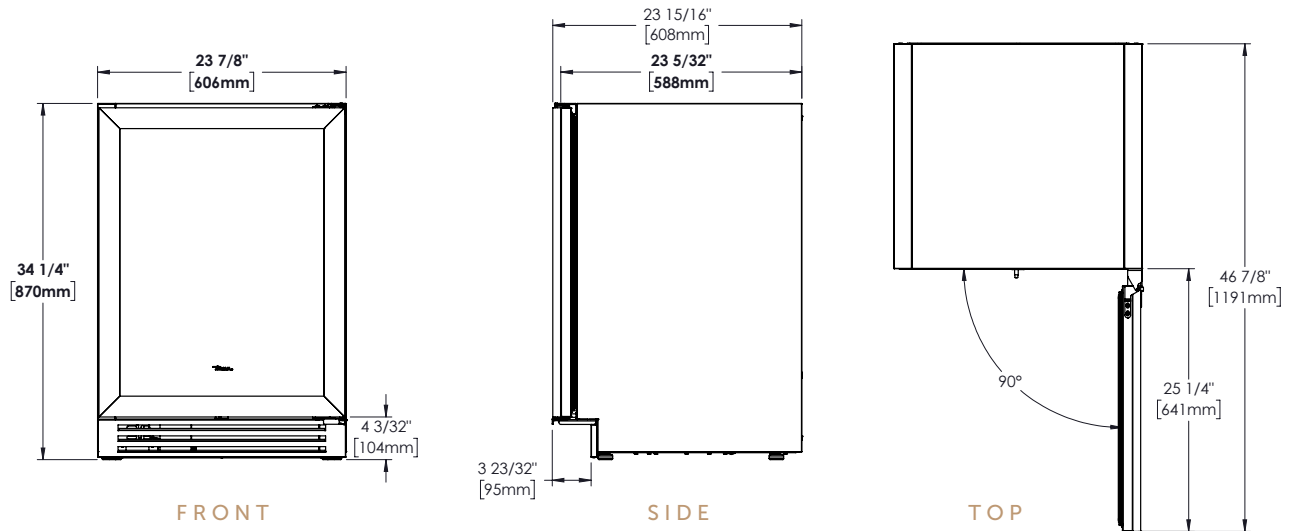
Energy Star Rated Yes

*NOTE: Overlay models have black powder coated steel exteriors.

*Dimensions may vary +/- 1/8"

24" OVERLAY READY GLASS DOOR BEVERAGE CENTER

TBC-24-R/L-OG-C – (shown with a 3/4" cabinetry panel)



OPENING DIMENSIONS



MODEL OPTIONS

MODEL	FINISH
TBC-24-R-OG-C	Overlay glass door right-hinged
TBC-24-L-OG-C	Overlay glass door left-hinged

ACCESSORIES (OPTIONAL)

- Anti-condensation pads
- Tempered glass, spill proof shelf
- Glide-out wine shelf

WARRANTY

- 3 year full (parts & labor)
- 6 year sealed system (parts & labor)
- 7–12 year (parts only – sealed system on registered products)

